

TOHATSU

ALLUMAGE, ELECTRICITE

BOITIERS ELECTRONIQUES

moteurs	Tohatsu	réf.
2 cylindres	30306-2400(M), 30306-06240-0, 35306-2600(M), 35306-2600(M), 35206-06005(M), 3A306-2400(M)	119-2400
2 cylindres 25ch., 30ch	34606-2602(M), 3A106-2402(M), 3A106-2601(M), 3A106-2602(M)	119-2402
2 cylindres	3G2206-060(M), 3G2206-061	119-3G2-01

REDRESSEUR

moteurs	Tohatsu	réf.
	35376-0601(M), 36176-0600(M), 36276-0600(M), 3B276-0600(M)	158-9501



DÉMARREURS

moteurs	Tohatsu	Hitachi	dents	référence
30ch 2T		S108-98	9	MOT5011N
30/50ch 2T	3C8-76010-100	S108-94/112/120	9	AO-3412
45/140ch 2T	353-76010-1A0/04/300	S114-667/415/415A/571A	9	AO-3410
60ch 2T	B29A90500/A	S106-07, S106-12	10	AO-3421



MOTEURS DE RELEVAGE



moteurs	Tohatsu	référence
40, 50ch	38100-87D10-355/OED, 2 fils, 3 vis	18-6786
	3E-0771800	9-18350






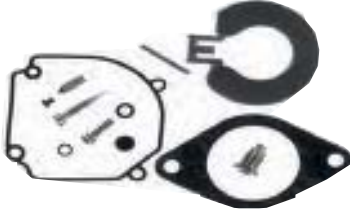

TURBINES

moteurs	Tohatsu	réf.
4, 5, 6ch. 2/4T	369-65021-1	9-45302
8, 9.8ch 4T	3B2-65021-1	18-8920
9.9, 15, 18ch 4T	334-65021-0	18-8921
25, 30, 40ch 2/4T	345-65021-0	18-8923
40, 50, 70, 90 2T TLDI	3C8-65021-2	18-8922
60, 70, 90, 115, 140 2T	3C7-65021-1, 3B7-65021-2	18-8924

 9-45302	 18-8920	 18-8921
 18-8922	 18-8923	 18-8924

KITS CARBURATEURS

moteurs	Tohatsu	référence
4/5ch	369-87122-1	18-7765
25/70ch	346-87122-0	18-7291
35/40ch	345-87122-0	18-7290




 18-7290	 18-7291	 18-7765
---	---	---

PISTONS WISECO

moteurs	type	cyl.	alé.std.	côte std	0.020"	0.030"	0.040"	segt std
25chM25C2,30chM30A3	loop charge	2	2.677"	WI-3157PS	WI-3157P2	WI-3157P3	WI-3157P4	WI-2678KD
40chM40C	loop charge	2	2.755"	WI-3155PS	WI-3155P2	WI-3155P3	WI-3155P4	WI-2755KD
60chM60A,70chM70A,90chM90A	loop charge	2	3.385"	WI-3153PS	WI-3153P2	WI-3153P3	WI-3153P4	WI-3385KD
40chM40D,50chM50D	loop charge	3	2.677"	WI-3156PS	WI-3156P2	WI-3156P3	WI-3156P4	WI-2678KD
60chM60B,70chM70B	loop charge	3	2.913"	WI-3154PS	WI-3154P2	WI-3154P3	WI-3154P4	WI-2913KD
115chM115A,120chM120A,140chM140A	loop charge	4	3.464"	WI-3152PS	WI-3152P2	WI-3152P3	WI-3152P4	WI-3464KD

JOINTS DE CULASSE / POCHETTES

moteurs	cyl.	joint de culasse	Tohatsu	pochette de joints
40/50ch	3	9-63881	3C8-01053-0	9-64301
60/70ch	3	9-63882	3F3-01005-0	9-64302
90ch	3	9-63880	3B7-01005-0	9-64300

 Piston	 Joint de culasse	 Pochette de joints
---	---	---